







Linearis Comfort			Products	
Illustration and dimensioned drawing	Article description	Channel length	Article #	
 <p>Installation supports and mesh fabric included</p>	<p>Shower channel <i>Linearis Comfort</i> With drain body in ABS, Ø 50, lateral outlet With removable odour trap, sealing water height 22 mm <input type="checkbox"/> cover and rim in stainless steel AISI 304 (Channel cover can be reversed and tiled on site), class K 3, with seeping water opening</p>	750 mm 850 mm 950 mm 1050 mm 1150 mm	45 600.83 45 600.84 45 600.85 45 600.86 45 600.87	
	1.0 l/sec flow rate without threshold, 1.1 l/sec flow rate with 10 mm threshold	 <p>Installation supports and mesh fabric included</p>	<p>Shower channel <i>Linearis Comfort Light</i> With drain body in ABS, Ø 50, lateral outlet With removable odour trap, sealing water height 22 mm <input type="checkbox"/> cover with maintenance-free induction technology and “white” LED lights (other colours available upon request), 15 m power cable, handles loads up to 100 kg, with seeping water opening</p>	750 mm 850 mm 950 mm 1150 mm
1.0 l/sec flow rate without threshold, 1.1 l/sec flow rate with 10 mm threshold				

Linearis Comfort			Accessories
Illustration and dimensioned drawing	Article description	Channel length	Article #
 <p>Suitable for all channel lengths from 750 to 1150 mm</p> 	<p>Installation aid Replaces the screed underlining Including mounting adhesive</p> <p><input type="checkbox"/> Linearis Comfort Suitable for all lengths, can be shortened on-site</p>	-	48 640
	<p>Collar seal As a seal below the ceramic surfaces made of modified polyethylene membrane with fleece on both sides with printed cutting template suitable for all channel lengths Including mounting adhesive</p>	-	48 638

Installation example *Linearis Comfort*



The *Linearis Comfort* shower channel effortlessly combines engineering and design to offer new and creative design concepts for your bathroom. The reversible channel cover ① can be displayed in the classic stainless steel look or reversed to show the invisible tiled look, also available are custom channel inserts such as wood optic and illuminated versions. The channels are ready-to-install with their welded on drain body ②, including an odour trap and \varnothing 50 outlet. *Linearis Comfort* can be installed on the room or wall side of the shower. The flexible installation supports ③ are height-adjustable on the feet can be pivoted away as required for wall-side installation.

Professional advantages

- **Stainless steel cover is reversable and tileable**
- **Vertically adjustable frame**
Stainless steel channel and rim can be adjusted from 7-22 mm to meet on site tile/granite/marble thicknesses.
- **Installation on room or wall side of shower**
Feet can be pivoted away as required for wall-side installation.
- **Exemplary hygiene** - smooth, easy-clean surface, self-cleaning effect
- **Channel length:** 750 mm, 850 mm, 950 mm, 1050 mm, 1150 mm.
- **Channel locking mechanism as standard**
- **Flexible modular system** with a large number of design covers.
- **Hair filter and *Multistop*** - odour, foam, rodent and insect stop (**optional**)
- **1.1 l/sec flow rate with 10 mm threshold.**




■ Select, plan and visualize your own personalized KESSEL Design shower drainage system using the KESSEL Shower Drain Configurator at



www.kessel-design.com

Linearis Comfort

Accessories

Illustration and dimensioned drawing	Article description	Channel length	Article #
 Illustration shows ①	Odour trap ① sealing water height 22 mm ② sealing water height 50 mm only for shower channel <i>Linearis Compact</i> and <i>Linearis Comfort</i>	-	48 603
			-
	Multistop odour, foam, rodent and insect stop	-	48 400
	Hair filter	-	48 800